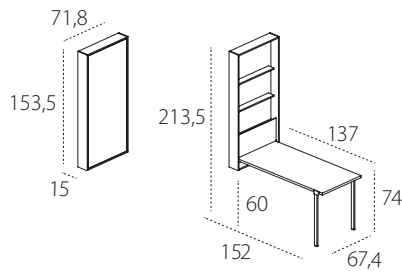
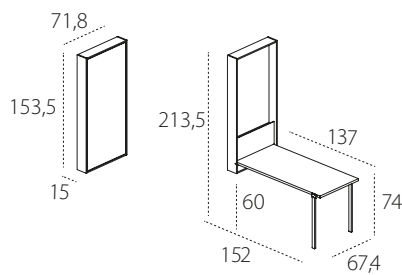




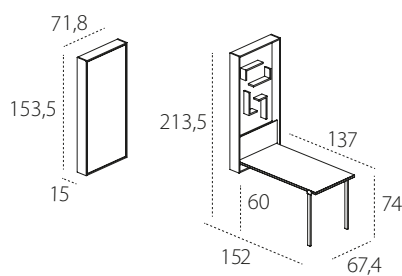
**WALLY**  
integrated tilting table, wooden back panel



**WALLY**  
integrated tilting table, magnetic back panel



**WALLY**  
integrated tilting table, magnetic back panel with shelves



**TECHNICAL INFORMATION**

Case element equipped with integrated table with tilting opening.

Through a simple movement, the metal legs placed on the side of the top are released, and they self-lock in the operating position.

Available in melamine white and lacquered finish in the configuration with back panel equipped with 2 shelves or with magnetic back panel with 4 movable shelves.

Table: Dimensions cm W 67,4 x D 137 x H table from the floor cm 74.

**AVAILABLE FINISHES**

INTEGRATED TABLE - Melamine white. Lacquered as per Cleicoloursystem.

INNER MAGNETIC SHELF - Melamine white. Lacquered as per Cleicoloursystem.

TAVOLO A  
RIBALTA  
INTEGRATO

ELEMENTO  
CONTENITORE  
ATTREZZATO



= WALLY