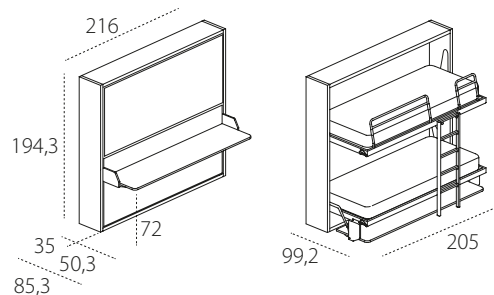


KALI DUO BOARD 1943

Bed base CF09.
Patent protected

Kali Duo.
Patent protected

Board.
Patent protected

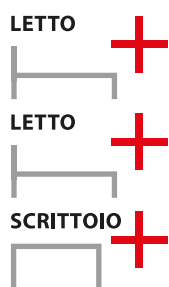
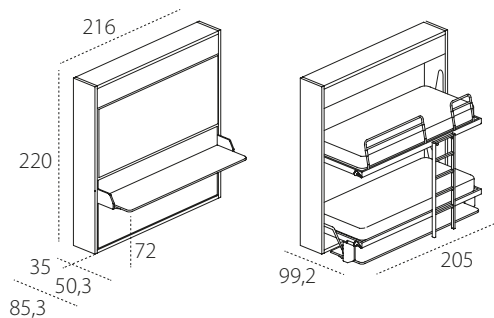


KALI DUO BOARD 2200

Bed base CF09.
Patent protected

Kali Duo.
Patent protected

Board.
Patent protected



= KALI DUO BOARD

TECHNICAL INFORMATION

Kali Duo Board is a transforming foldaway bunk bed system with the CF09 slatted bed base and a large desk, both patented, which transforms into the night-time version with a simple movement without the need to remove anything from the large desk that tilts and slots in horizontally underneath the bed. The system features a fold-down opening mechanism and safety device that prevents accidental opening and closing.

Tilting mechanism with gas springs and device that cushions movements, completely contained in the side of the structure, thanks to patented technology and special manufacturing. In the bunk bed position, the anodised aluminium ladder is fixed to both the beds and also acts as an additional support.

The upper bed features a mechanism to pull upper bed down to make bed easier and the protection barriers are reclining in the metal and padded versions.

Reclining fabric headboard depending on the kind of barrier used.

Kali Duo has a LED light system with a certified anti-shock mechanism in compliance with relevant regulations.

The system is produced 194,3 or 220 cm high. H 220 cm features a storage element with a tilting door.

The system can be free-standing or integrated with elements in the Living & Young System programs.

Kali Duo Board must be fixed to wall.

Wooden structure with adjustable nylon feet.

Ladder: anodized aluminium with joint details made of nickel-plated die-cast and couplers made of steel welded and moulded.

Reclining safety barriers in metal or upholstered versions.

- Standard: made of a steel tube painted with epoxy powder, to be closed by releasing the joints.
- Stuffed: iron core mechanism on three sides, stuffed with cold-foamed polyurethane, with removable fabric covering, to be closed by pushing on the buttons placed on each barrier and duly pinpointed by a fabric insert.

Stuffed reclining headboard (optional): iron core mechanism with padding made of cold-foamed polyurethane with removable cover.

The headboard can be placed on both beds when there is the standard iron barrier, but only on the lower bed where there is the padded barrier.

Mattress locking belts in nylon.

Available mattresses - H cm 18 single cm 80x 197 weight kg 14-16 in versions springs, memory, memory 7 zone, memory deluxe, latex and mattresses complying with usa relevant regulations.

H of lower bed base from the floor cm 33,7.

H of upper bed base from the floor cm 125,7.

H of desk from the floor cm 72.

AVAILABLE FINISHES

STRUCTURE AND DESK - Melamine white, oak sabbia, oak moro, perla, tortora. Lacquered as per Cleicoloursystem

BACK PANEL - Melamine white. Lacquered as per Cleicoloursystem.

FRONT - Melamine white, oak sabbia, oak moro, perla, tortora. Glossy white Dialux. Lacquered as per Cleicoloursystem.

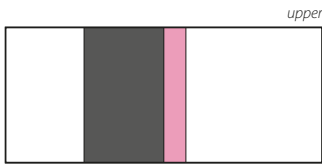
DECORATIONS:

MULTICOLOUR FOR FRONT - Panel with sections in lacquer finish as per Cleicoloursystem, and combined with writable slate and melamine oak sabbia, on upper bed only.

APPLIED DECORATIONS FOR FRONT - Quadra, Petalo, Wave.

DECORATIONS:

Multicolour for front



MULTICOLOUR/
MULTICOLOUR + WRITABLE SLATE/
MELAMINE OAK SABBIA (90)

Applied decorations for front



QUADRA



WAVE



PETALO